

VPI Report  
Breeders' Cup Races 11/6/20

**VPI POWER INDEX**

Report Races:

Race #6 Jv Turf Sprint

Race #7 Jv Turf

Race #8 Jv Fillies Dirt

Race #9 Jv Fillies Turf

Race #10 Breeders Cup Jv

## The VPI Report by Matt Vagvolgyi

The VPI report is my proprietary power index and pace analysis. The goal of the report is to give a statistical value of each horse competing in the race and relative strength in order (spread value) along with a visual analysis of pace in each segment of the race. As with any statistical analysis it should never be used independent to other forms of handicapping. The statistical analysis is designed to be complimentary and provide numeric strength to become more efficient in selecting contenders and dismissing inferior horses.

SPREAD = Numeric value rank over next placed horse

Key Spread Figures (8 Years of Data)

Spread 6pts + = 18% Wins

Spread 10 pts + = 39% Wins

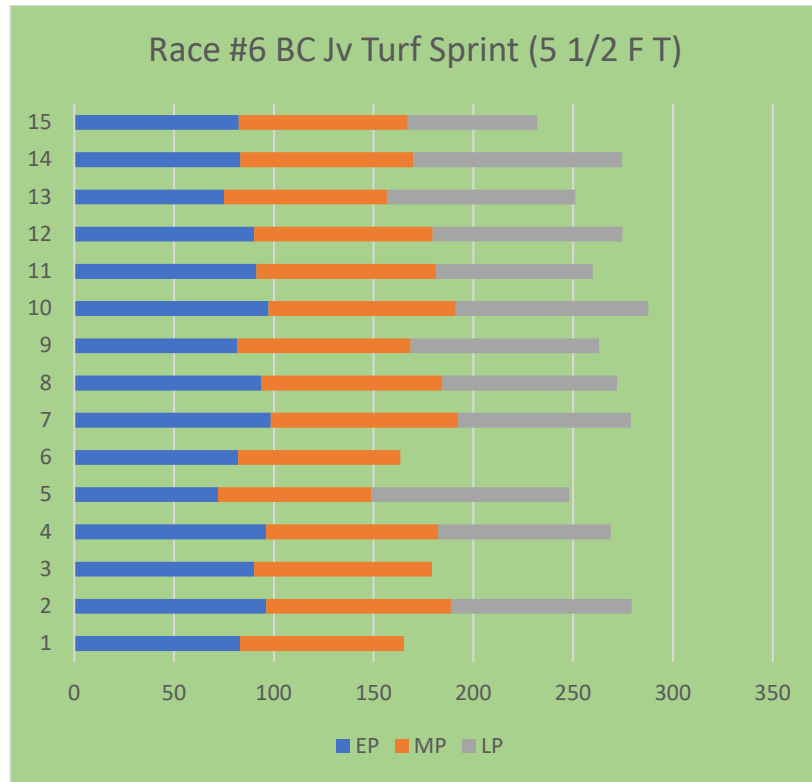
Pace Projection:

EP = Early Pace

MP = Middle pace

LP = Late Pace

VPI	SPREAD	HORSE#
107.75	0	14
105.5	2.25	1
103.5	4.25	8
101.75	6	9
101.75	6	10
101.5	6.25	6
101.5	6.25	7
100.75	7	5
100	7.75	12
99.75	8	2
99.75	8	4
99.5	8.25	17
99.25	8.5	16
99	8.75	13
96	11.75	15
95.25	12.5	11
0	107.75	3



Lacking complete data for VPI: 3 Pace: 1,3,6

Key Angles:

#14 Golden Pal

Keeneland / Turf Sprint / Best Late Pace:

5 Years
  4 Years
  3 Years
  2 Years
  1 Year
  6 Months
  1 Month
  2 Weeks

TOTAL RACES	TOTAL STARTS	WIN %	PLACE %	SHOW %	SUCCESS SCORE	ROI
60	64	25%	19%	13%	8.0	6%

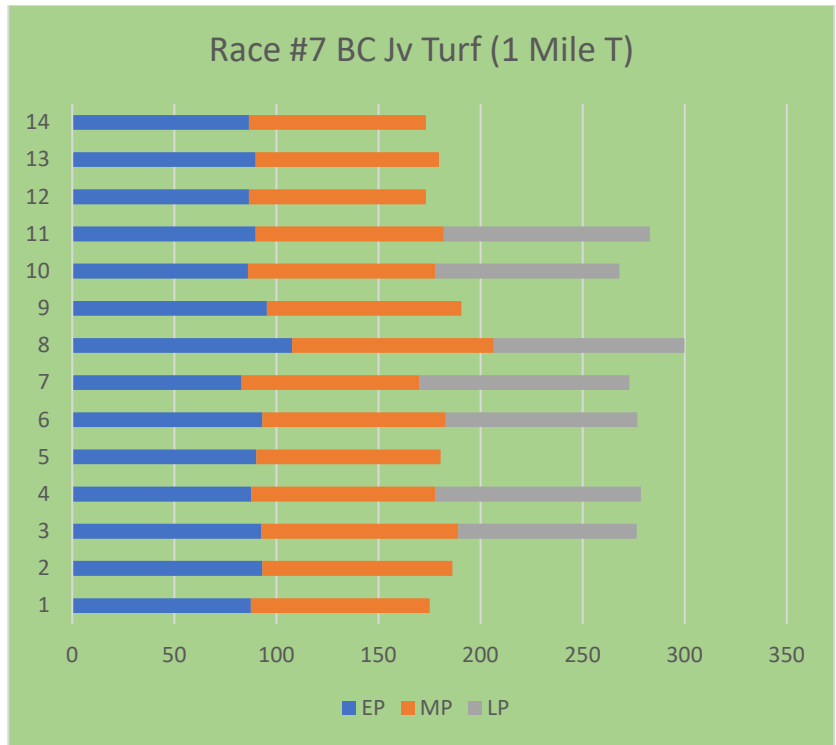
#9 After Five

Keeneland / Turf Sprint / Ship in from Belmont Turf:

5 Years
  4 Years
  3 Years
  2 Years
  1 Year
  6 Months
  1 Month
  2 Weeks

TOTAL RACES	TOTAL STARTS	WIN %	PLACE %	SHOW %	SUCCESS SCORE	ROI
13	13	31%	0%	15%	6.2	24%

VPI	SPREAD	HORSE#
109.25	0	1
108.5	0.75	12
107.5	1.75	9
107.5	1.75	13
106.5	2.75	5
104.5	4.75	11
104.25	5	2
104.25	5	8
104.25	5	14
102	7.25	6
100.75	8.5	10
100.25	9	4
98.5	10.75	16
97.25	12	7
95	14.25	3
88.25	21	15



Lacking complete data for Pace: 1,2,5,9,12,13,14

Key Angles:

Turf Route / Last Race Not in N America:

1 Year  6 Months  1 Month  2 Weeks

TOTAL RACES	TOTAL STARTS	WIN %	PLACE %	SHOW %	SUCCESS SCORE	ROI
121	140	13%	13%	13%	4.0	-37%

### #9 Battleground

1 Mile Turf / Aiden O'Brien / Graded Stakes (US):

5 Years  4 Years  3 Years  2 Years  1 Year  6 Months  1 Month  2 Weeks

TOTAL RACES	TOTAL STARTS	WIN %	PLACE %	SHOW %	SUCCESS SCORE	ROI
16	29	3%	14%	3%	0.0	-80%

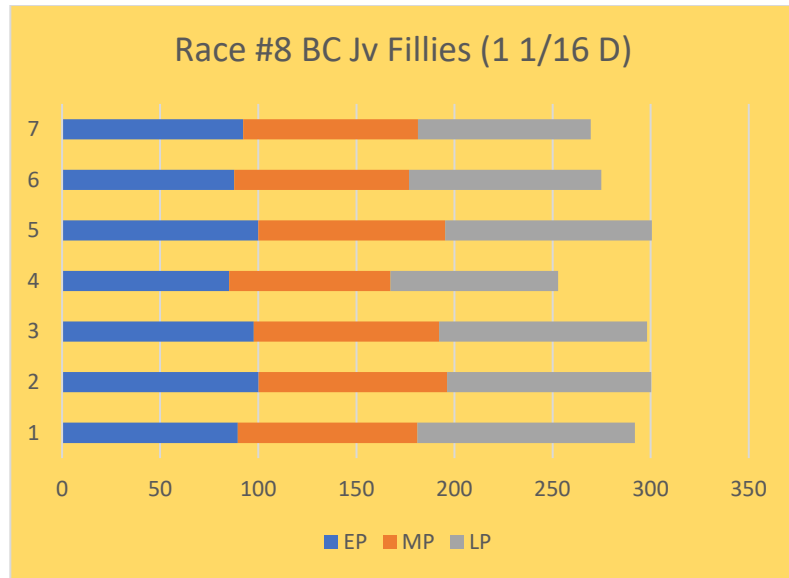
### #3 Alberta

Sustained Run Style / Up 5 or More Points in Class Rating:

1 Year  6 Months  1 Month  2 Weeks

TOTAL RACES	TOTAL STARTS	WIN %	PLACE %	SHOW %	SUCCESS SCORE	ROI
10365	15303	7%	9%	12%	2.0	-40%

VPI	SPREAD	HORSE#
106.25	0	1
106.25	0	3
105.5	0.75	2
104.5	1.75	7
102.75	3.5	6
100.5	5.75	5
99.75	6.5	4



Key Angles:

#7 Princess Noor

Bob Baffert / Graded Stakes / Last Race Not This Circuit:

5 Years
  4 Years
  3 Years
  2 Years
  1 Year
  6 Months
  1 Month
  2 Weeks

TOTAL RACES	TOTAL STARTS	WIN %	PLACE %	SHOW %	SUCCESS SCORE	ROI
19	20	45%	15%	15%	8.0	42%

#2 Vequist

Keeneland / Dirt Route / Post 1-3 / Projected Lead 1<sup>st</sup> Call:

5 Years
  4 Years
  3 Years
  2 Years
  1 Year
  6 Months
  1 Month
  2 Weeks

TOTAL RACES	TOTAL STARTS	WIN %	PLACE %	SHOW %	SUCCESS SCORE	ROI
136	136	23%	19%	11%	7.5	-1%

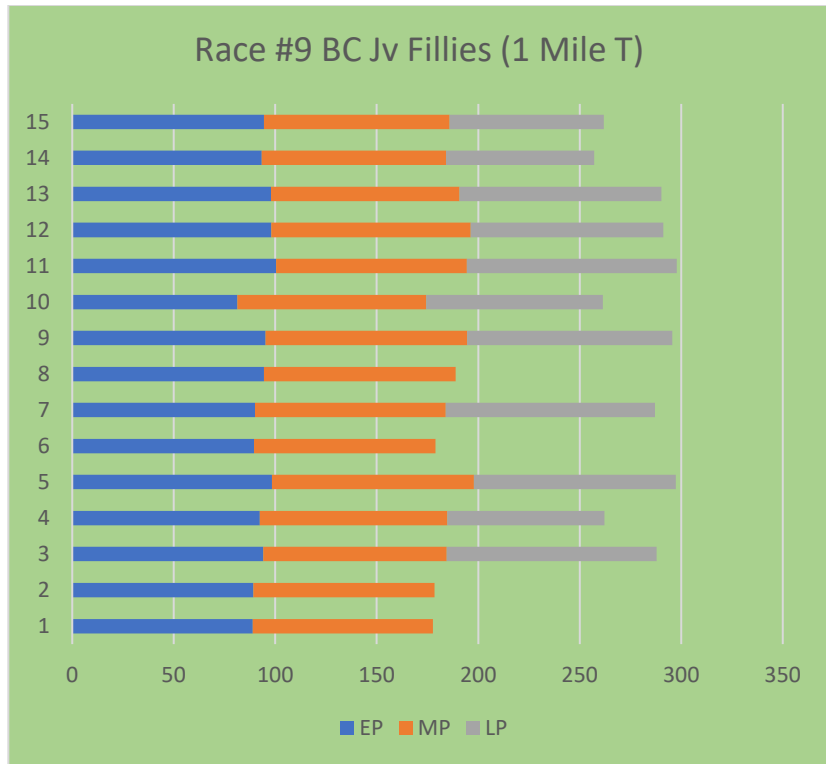
#5 Girl Daddy

Romans / Dirt Route / Graded Stakes / 60-180 Day Layoff:

5 Years
  4 Years
  3 Years
  2 Years
  1 Year
  6 Months
  1 Month
  2 Weeks

TOTAL RACES	TOTAL STARTS	WIN %	PLACE %	SHOW %	SUCCESS SCORE	ROI
20	22	5%	5%	14%	1.5	-13%

VPI	SPREAD	HORSE#
112.5	0	10
107.25	5.25	11
106.25	6.25	5
106.25	6.25	9
105	7.5	4
104.5	8	6
104.25	8.25	12
103	9.5	3
101	11.5	8
101	11.5	14
100.25	12.25	2
99.75	12.75	7
99.5	13	13
98.25	14.25	1
97	15.5	15
0	112.5	16



Lacking complete data for VPI: 16 Pace: 1,2,6,8

Key Angles:

#5 Aunt Pearl

Turf Route / Trainer Cox / Jockey Geroux / Graded Stakes:

5 Years 
  4 Years 
  3 Years 
  2 Years 
  1 Year 
  6 Months 
  1 Month 
  2 Weeks

TOTAL RACES	TOTAL STARTS	WIN %	PLACE %	SHOW %	SUCCESS SCORE	ROI
13	13	46%	8%	8%	7.9	76%

Trainer Cox / Turf / 8-30 Day Layoff:

5 Years 
  4 Years 
  3 Years 
  2 Years 
  1 Year 
  6 Months 
  1 Month 
  2 Weeks

TOTAL RACES	TOTAL STARTS	WIN %	PLACE %	SHOW %	SUCCESS SCORE	ROI
13	13	46%	8%	8%	7.9	76%

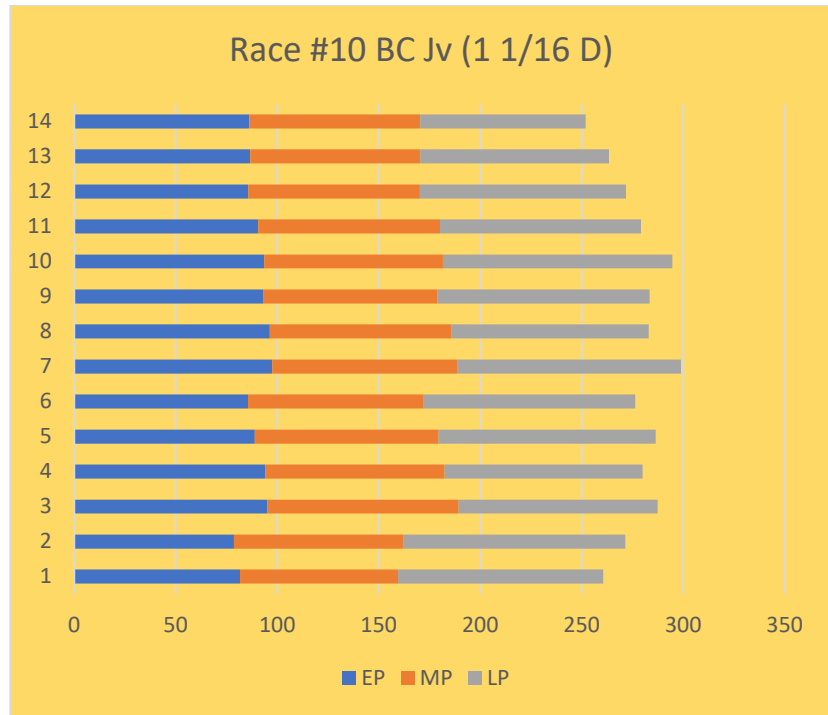
#11 Royal Approval

Turf Route / Trainer Ward / Jockey Irad Ortiz:

5 Years 
  4 Years 
  3 Years 
  2 Years 
  1 Year 
  6 Months 
  1 Month 
  2 Weeks

TOTAL RACES	TOTAL STARTS	WIN %	PLACE %	SHOW %	SUCCESS SCORE	ROI
6	6	33%	0%	33%	6.1	7%

VPI	SPREAD	HORSE#
113.25	0	7
108.25	5	3
105.25	8	5
102.5	10.75	13
101.75	11.5	8
100.75	12.5	9
100.25	13	14
99.5	13.75	4
99.25	14	6
98.25	15	2
98.25	15	11
95.5	17.75	12
93.5	19.75	1
92	21.25	10



Key Angles:

Keeneland / 1 1/8 Mile / Dirt / Fast Pace / Best Late Pace:

5 Years 
  4 Years 
  3 Years 
  2 Years 
  1 Year 
  6 Months 
  1 Month 
  2 Weeks

TOTAL RACES	TOTAL STARTS	WIN %	PLACE %	SHOW %	SUCCESS SCORE	ROI
31	35	9%	14%	20%	2.8	-61%

#7 Jackie's Warrior

Keeneland / Dirt / Ship from Belmont / Fall Meet Only:

5 Years 
  4 Years 
  3 Years 
  2 Years 
  1 Year 
  6 Months 
  1 Month 
  2 Weeks

TOTAL RACES	TOTAL STARTS	WIN %	PLACE %	SHOW %	SUCCESS SCORE	ROI
13	13	23%	0%	15%	3.9	-31%

Keeneland / Dirt Route / Post 10+:

5 Years 
  4 Years 
  3 Years 
  2 Years 
  1 Year 
  6 Months 
  1 Month 
  2 Weeks

TOTAL RACES	TOTAL STARTS	WIN %	PLACE %	SHOW %	SUCCESS SCORE	ROI
6	11	0%	18%	0%	0.0	-100%